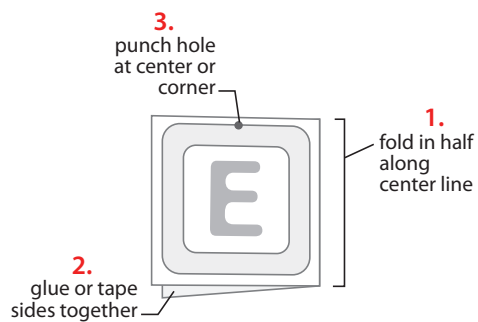



How to make your letter and number cards.

Cut out the cards along the blue dotted line, then:


1. Fold each card at the center fold
2. Bond with glue or tape to make a flat card
3. Use a hole punch at the top of the card if you would like to keep them together on a string



center | fold



center | fold



center | fold